
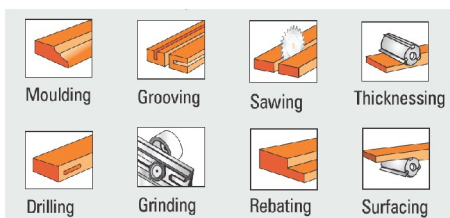


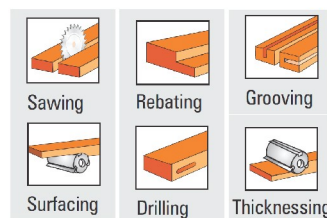
# Multipurpose Wood Working Machine



SIX In One Machine



Thickness with Surface Planner Combined Circular Saw (Five In One Machine)



## SPECIFICATION

Model	PMW -1
Table Size	13" x 56"
Gauge Width	13"
Gauge Height	9"
Side Cutter Capacity	12"
Side Cutter Capacity	3"
Tenoning Capacity	4"
Patami Table Size	25" x 10"
Drilling Capacity	7" Length
Motor reqd	3HP 1440 RPM
No of Blades in main roller	4
Diameter of feed rollers	40mm
Thickness feed Rate	8 meter / minute
Height of Machine	38"
Width of Machine	53"
Weight of Machine	550 kg excluding Motor

## Accessory

