
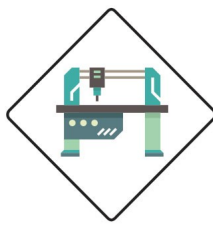
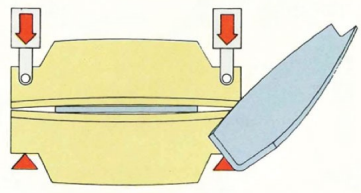


# CNC Press Brake Machine



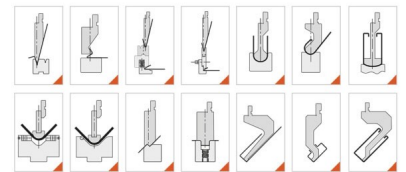
Motorised Backgauge



Anti Deflection System Provided



CNC Control System Delem / Cybele / ESA



Different Press Brake Tooling's

## SPECIFICATION

Model	Bending Capacity (Ton)	(A) Bending Length (mm)	(C) Dist. Between Uprights (mm)	(H) Table Height (mm)	Stroke of Ram (mm)	(F) Dist. Between Table/ram (mm)	(G) Depth of Throat (mm)	Approaching Speed (mm/s)	Working Speed (mm/s)	Return Speed (mm/s)	Motor Power (kw)	Oil Tank (L)	(B) Length of Machine (mm)	(E) Width of Machine (mm)	(D) Height of Machine (mm)	Weight of Machine (kgs.)
CNPB-0520	50	2050	1640	900	200	380	300	150	10	110	6	180	2185	1450	2275	5000
CNPB-0825	80	2550	2050	900	200	380	400	150	10	110	7.5	260	2640	1640	2300	6000
CNPB-1030	100	3050	2550	900	200	400	400	130	10	110	10	320	3320	1660	2615	7000
CNPB-1040	100	4050	3150	900	200	400	400	130	10	110	10	320	4320	1660	2615	9000
CNPB-1330	135	3050	2550	900	200	400	400	120	10	110	12.5	320	3320	1700	2615	10000
CNPB-1340	135	4050	3150	900	200	400	400	120	10	110	12.5	320	4320	1700	2615	12000
CNPB-1630	165	3050	2550	900	200	400	400	120	10	110	15	350	3320	1750	3100	12000
CNPB-1640	165	4050	3150	900	200	400	400	120	10	110	15	350	4320	1750	3100	13000
CNPB-2030	200	3050	2550	900	250	450	400	100	10	100	20	400	3320	1900	3200	13000
CNPB-2040	20	4050	3150	900	250	450	400	100	10	100	20	400	4320	1900	3200	14000